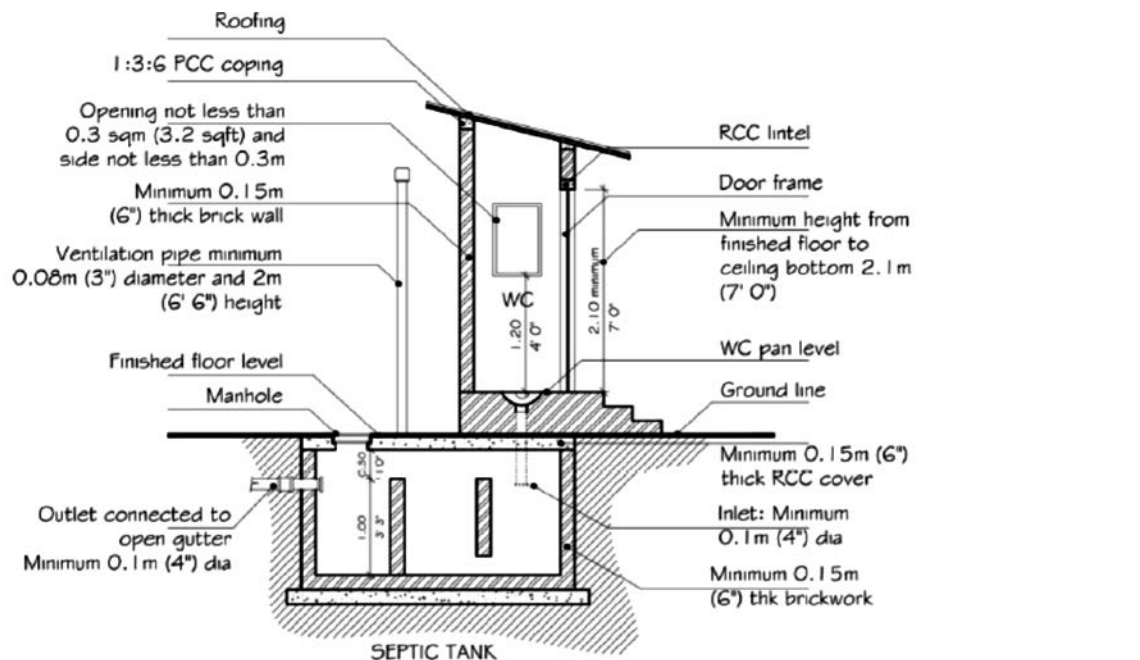
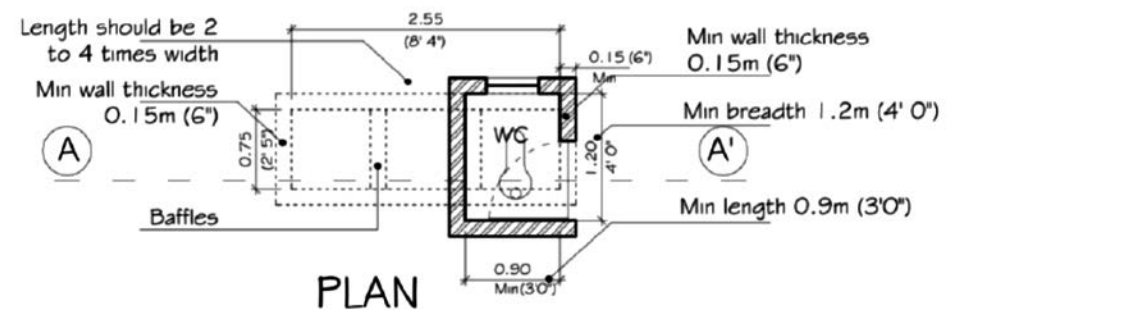


BUILDING CAPACITIES FOR FECAL SLUDGE AND SEPTAGE MANAGEMENT (FSSM)

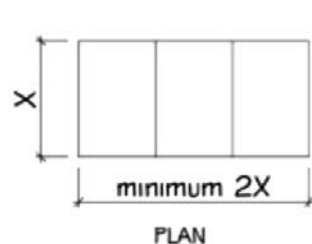
SEPTIC TANK DESIGN & DETAILS



SECTION A-A'

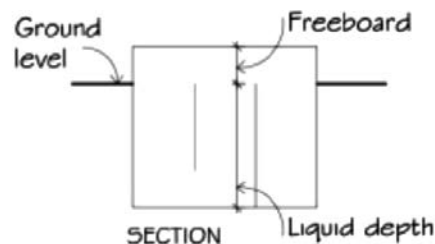


PLAN



PLAN

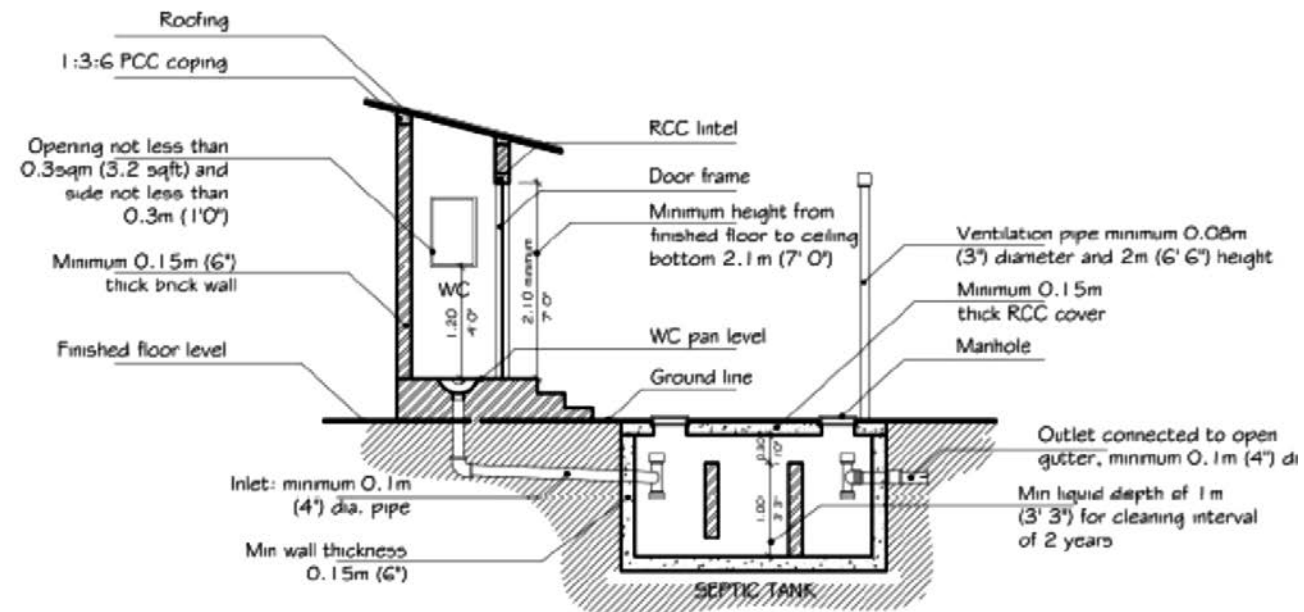
NOTE:
- LENGTH OF TANK SHOULD BE MINIMUM 2 TO 4 TIMES OF THE WIDTH



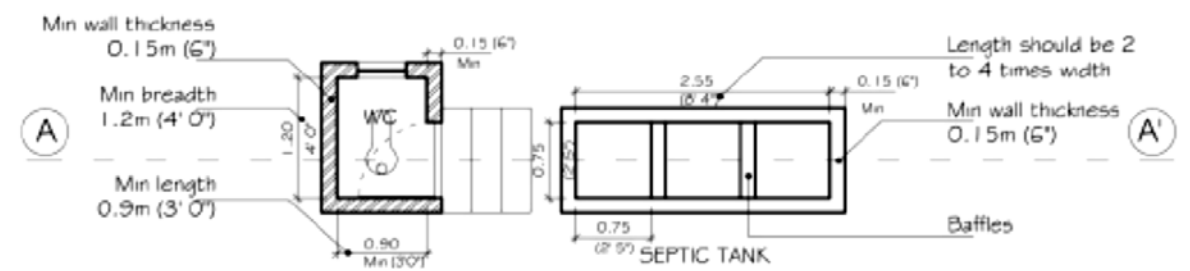
SECTION

NOTE:
- LIQUID DEPTH MINIMUM 1.0 METER (3'3")
- FREEBOARD MINIMUM 0.30 METER (1'0")

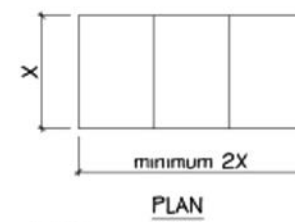
AT LEAST ONE CHAMBER OF THE SEPTIC TANK SHOULD BE IN THE OPEN SHOULD NOT BE UNDER ANY STRUCTURE AND SHOULD HAVE PROPER ACCESS COVER FOR REGULAR CLEANING OF THE SEPTIC TANK.



SECTION A-A'

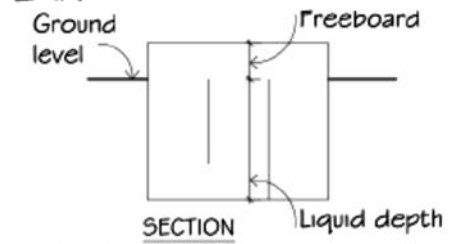


PLAN



PLAN

NOTE:
- LENGTH OF TANK SHOULD BE MINIMUM 2 TO 4 TIMES OF THE WIDTH



SECTION

NOTE:
- LIQUID DEPTH MINIMUM 1.0 METER (3'3")
- FREEBOARD MINIMUM 0.30 METER (1'0")

NOTE:
AT LEAST ONE CHAMBER OF THE SEPTIC TANK SHOULD BE IN THE OPEN SHOULD NOT BE UNDER ANY STRUCTURE AND SHOULD HAVE PROPER ACCESS COVER FOR REGULAR CLEANING OF THE SEPTIC TANK.

Design Options for Household Level Toilets for ULBs in Maharashtra, Swachh Maharashtra Mission

Septic Tank Located Below Toilet

Septic Tank Located Away from Toilet